



**FEATURES**

- **Extra long-life spring mechanism**  
—More than 10<sup>7</sup> mechanical operations, 10<sup>5</sup> electrical
- **High contact rating of 15 Amps with an operating force of only 200 g**
- **Safety insulation guard types available**
- **Available in a wide operating force and capacity range**
- **UL/CSA/VDE/SEMKO approved**

**TYPICAL APPLICATIONS**

- Home appliances
- Vending machines
- Amusement and communication equipment
- Copiers
- General industrial machines

We have introduced Cadmium free type products to reduce the material which is not good for our environment. (The suffix "F" should be added to the part number.) (Note: The Suffix "F" is required only for Ag alloy contact type. The Au clad contact type is originally Cadmium free, the suffix "F" is not required.)

If you are still using Cadmium containing parts, which don't have "F" on the suffix of the part number, please use Cadmium free parts from now on. The life of the Cadmium free products may be shorter than the Cadmium containing parts based on the load condition, so please evaluate the Cadmium free parts with your actual application before use.

RoHS Directive compatibility information  
<http://www.nais-e.com/>

**ORDERING INFORMATION**

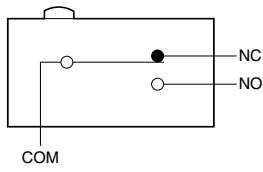
Ex. AH7

Type of switch	Contact arrangement	Terminal	Actuators	Operating force by pin plunger (max.)	Agency standard	Contact
NV switch	1: Bottom COM terminal SPDT 2: Bottom COM terminal SPST-NC 3: Bottom COM terminal SPST-NO 4: Side COM terminal SPDT 5: Side COM terminal SPST-NC 6: Side COM terminal SPST-NO	2: Solder terminal 5: .187 Quick-connect/solder terminal 8: .250 Quick-connect terminal	0: Pin plunger 1: Short hinge lever 2: Hinge lever 3: Long hinge lever 4: Simulated roller lever 5: Short roller lever 6: Roller lever	*1	9: UL/CSA 6 × 10 <sup>3</sup> rated 8: VDE/SEMKO (VDE is not available for Side COM terminal SPDT and Side COM terminal SPST-NO type.)	F: Cadmium free (F is required only for silver alloy contact type. F is not required for gold clad contact type as it is originally cadmium free.)

\*1

Type		0.49N	0.98N	1.96N	2.94N	3.92N	
Heat Resistant type	Ag alloy contact	.187 Quick connect/solder terminal	356	456	555	655	755
		Solder terminal	356	456			
	Au clad contact	.250 Quick connect terminal	—	—	562	—	—
		.187 Quick connect/solder terminal	362	462			

# CONTACT ARRANGEMENT

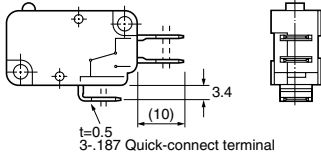


## TERMINALS

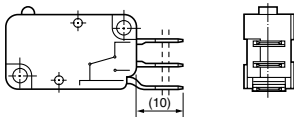
mm

### 1. .187 Quick-connect/solder terminal

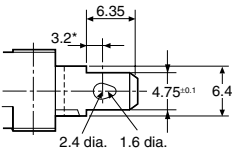
1) Bottom COM terminal



2) Side COM terminal



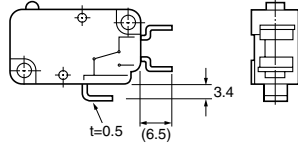
3) Terminal portion dimensions



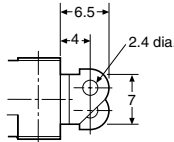
\* Indicating for the center of 1.6 dia.

### 2. Solder terminal

1) Bottom COM terminal

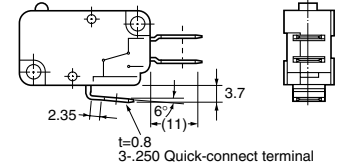


2) Terminal portion dimensions

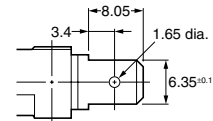


### 3. .250 Quick-connect terminal

1) Bottom COM terminal



2) Terminal portion dimensions



## TABLE OF PRODUCT TYPES

Types	Contact rating	Contact arrangement			Schematic		Terminals			Operating force, max.				
		SPDT	SPST-NC	SPST-NO	Bottom COM terminal	Side terminal	.187 Quick-connect/solder terminal	Solder terminal	.250 Quick-connect terminal	0.49N	0.98N	1.96N	2.94N	3.92N
Heat resistant type	15A 250V AC	●	●	●	●	●	●	●	●	—	—	●	●	●
	10A 250V AC	●	●	●	●	●	●	●	●	—	●	—	—	—
	5A 250V AC	●	●	●	●	●	●	●	●	●	—	—	—	—
Heat resistant type (Low-level circuit type)	3A 250V AC	●	●	●	●	●	●	—	—	●	●	●	●	●

## PRODUCT TYPES

### 1. Heat resistant type (Ag alloy contact type)

.187 Quick-connect/solder terminal

[SPDT type]

Actuators	Operating force, max.	Bottom COM terminal	Side COM terminal
Pin plunger	0.49N	AH7150356*F	AH7450356*F
	0.98N	AH7150456*F	AH7450456*F
	1.96N	AH7150555*F	AH7450555*F
	2.94N	AH7150655*F	AH7450655*F
	3.92N	AH7150755*F	AH7450755*F
Short hinge lever	0.59N	AH7151356*F	AH7451356*F
	1.08N	AH7151456*F	AH7451456*F
	2.16N	AH7151555*F	AH7451555*F
	3.14N	AH7151655*F	AH7451655*F
	4.12N	AH7151755*F	AH7451755*F
Hinge lever	0.29N	AH7152356*F	AH7452356*F
	0.59N	AH7152456*F	AH7452456*F
	1.18N	AH7152555*F	AH7452555*F
	1.77N	AH7152655*F	AH7452655*F
	2.35N	AH7152755*F	AH7452755*F
Long hinge lever	0.15N	AH7153356*F	AH7453356*F
	0.29N	AH7153456*F	AH7453456*F
	0.59N	AH7153555*F	AH7453555*F
	0.88N	AH7153655*F	AH7453655*F
	1.18N	AH7153755*F	AH7453755*F
Simulated roller lever	0.29N	AH7154356*F	AH7454356*F
	0.59N	AH7154456*F	AH7454456*F
	1.18N	AH7154555*F	AH7454555*F
	1.77N	AH7154655*F	AH7454655*F
	2.35N	AH7154755*F	AH7454755*F
Short roller lever	0.59N	AH7155356*F	AH7455356*F
	1.08N	AH7155456*F	AH7455456*F
	2.16N	AH7155555*F	AH7455555*F
	3.14N	AH7155655*F	AH7455655*F
	4.12N	AH7155755*F	AH7455755*F
Roller lever	0.29N	AH7156356*F	AH7456356*F
	0.59N	AH7156456*F	AH7456456*F
	1.18N	AH7156555*F	AH7456555*F
	1.77N	AH7156655*F	AH7456655*F
	2.35N	AH7156755*F	AH7456755*F

Remark:  
When ordering solder terminal, change the fifth digit of part number from "5" to "2".  
(ex.) AH7150555→AH7120555

- \*: When ordering international standard approved types, please insert following number to the \* marked position
- 9: UL/CSA 6×10<sup>3</sup> rated
- 8: VDE/SEMKO (VDE is not available for Side COM terminal SPDT and Side COM terminal SPST-NO type.)

[SPST-NC type]

Actuators	Operating force, max.	Bottom COM terminal	Side COM terminal
Pin plunger	0.49N	AH7250356*F	AH7550356*F
	0.98N	AH7250456*F	AH7550456*F
	1.96N	AH7250555*F	AH7550555*F
	2.94N	AH7250655*F	AH7550655*F
	3.92N	AH7250755*F	AH7550755*F
Short hinge lever	0.59N	AH7251356*F	AH7551356*F
	1.08N	AH7251456*F	AH7551456*F
	2.16N	AH7251555*F	AH7551555*F
	3.14N	AH7251655*F	AH7551655*F
	4.12N	AH7251755*F	AH7551755*F
Hinge lever	0.29N	AH7252356*F	AH7552356*F
	0.59N	AH7252456*F	AH7552456*F
	1.18N	AH7252555*F	AH7552555*F
	1.77N	AH7252655*F	AH7552655*F
	2.35N	AH7252755*F	AH7552755*F
Long hinge lever	0.15N	AH7253356*F	AH7553356*F
	0.29N	AH7253456*F	AH7553456*F
	0.59N	AH7253555*F	AH7553555*F
	0.88N	AH7253655*F	AH7553655*F
	1.18N	AH7253755*F	AH7553755*F
Simulated roller lever	0.29N	AH7254356*F	AH7554356*F
	0.59N	AH7254456*F	AH7554456*F
	1.18N	AH7254555*F	AH7554555*F
	1.77N	AH7254655*F	AH7554655*F
	2.35N	AH7254755*F	AH7554755*F
Short roller lever	0.59N	AH7255356*F	AH7555356*F
	1.08N	AH7255456*F	AH7555456*F
	2.16N	AH7255555*F	AH7555555*F
	3.14N	AH7255655*F	AH7555655*F
	4.12N	AH7255755*F	AH7555755*F
Roller lever	0.29N	AH7256356*F	AH7556356*F
	0.59N	AH7256456*F	AH7556456*F
	1.18N	AH7256555*F	AH7556555*F
	1.77N	AH7256655*F	AH7556655*F
	2.35N	AH7256755*F	AH7556755*F

Remark:  
When ordering solder terminal, change the fifth digit of part number from "5" to "2".  
(ex.) AH7150555→AH7120555

- \*: When ordering international standard approved types, please insert following number to the \* marked position
- 9: UL/CSA 6×10<sup>3</sup> rated
- 8: VDE/SEMKO (VDE is not available for Side COM terminal SPDT and Side COM terminal SPST-NO type.)

[SPST-NO type]

Actuators	Operating force, max.	Bottom COM terminal	Side COM terminal
Pin plunger	0.49N	AH7350356*F	AH7650356*F
	0.98N	AH7350456*F	AH7650456*F
	1.96N	AH7350555*F	AH7650555*F
	2.94N	AH7350655*F	AH7650655*F
	3.92N	AH7350755*F	AH7650755*F
Short hinge lever	0.59N	AH7351356*F	AH7651356*F
	1.08N	AH7351456*F	AH7651456*F
	2.16N	AH7351555*F	AH7651555*F
	3.14N	AH7351655*F	AH7651655*F
	4.12N	AH7351755*F	AH7651755*F
Hinge lever	0.29N	AH7352356*F	AH7652356*F
	0.59N	AH7352456*F	AH7652456*F
	1.18N	AH7352555*F	AH7652555*F
	1.77N	AH7352655*F	AH7652655*F
	2.35N	AH7352755*F	AH7652755*F
Long hinge lever	0.15N	AH7353356*F	AH7653356*F
	0.29N	AH7353456*F	AH7653456*F
	0.59N	AH7353555*F	AH7653555*F
	0.88N	AH7353655*F	AH7653655*F
	1.18N	AH7353755*F	AH7653755*F
Simulated roller lever	0.29N	AH7354356*F	AH7654356*F
	0.59N	AH7354456*F	AH7654456*F
	1.18N	AH7354555*F	AH7654555*F
	1.77N	AH7354655*F	AH7654655*F
	2.35N	AH7354755*F	AH7654755*F
Short roller lever	0.59N	AH7355356*F	AH7655356*F
	1.08N	AH7355456*F	AH7655456*F
	2.16N	AH7355555*F	AH7655555*F
	3.14N	AH7355655*F	AH7655655*F
	4.12N	AH7355755*F	AH7655755*F
Roller lever	0.29N	AH7356356*F	AH7656356*F
	0.59N	AH7356456*F	AH7656456*F
	1.18N	AH7356555*F	AH7656555*F
	1.77N	AH7356655*F	AH7656655*F
	2.35N	AH7356755*F	AH7656755*F

Remark:

When ordering solder terminal, change the fifth digit of part number from "5" to "2".

(ex.) AH7150555→AH7120555

\*: When ordering international standard approved types, please insert following number to the \* marked position

9: UL/CSA 6×10<sup>3</sup> rated

8: VDE/SEMKO (VDE is not available for Side COM terminal SPDT and Side COM terminal SPST-NO type.)

# AH7

## Solder terminal [SPDT type]

Actuators	Operating force, max.	Bottom COM terminal	Side COM terminal
Pin plunger	0.49N	AH7120356*F	AH7420356*F
	0.98N	AH7120456*F	AH7420456*F
	1.96N	AH7120555*F	AH7420555*F
	2.94N	AH7120655*F	AH7420655*F
	3.92N	AH7120755*F	AH7420755*F
Short hinge lever	0.59N	AH7121356*F	AH7421356*F
	1.08N	AH7121456*F	AH7421456*F
	2.16N	AH7121555*F	AH7421555*F
	3.14N	AH7121655*F	AH7421655*F
	4.12N	AH7121755*F	AH7421755*F
Hinge lever	0.29N	AH7122356*F	AH7422356*F
	0.59N	AH7122456*F	AH7422456*F
	1.18N	AH7122555*F	AH7422555*F
	1.77N	AH7122655*F	AH7422655*F
	2.35N	AH7122755*F	AH7422755*F
Long hinge lever	0.15N	AH7123356*F	AH7423356*F
	0.29N	AH7123456*F	AH7423456*F
	0.59N	AH7123555*F	AH7423555*F
	0.88N	AH7123655*F	AH7423655*F
	1.18N	AH7123755*F	AH7423755*F
Simulated roller lever	0.29N	AH7124356*F	AH7424356*F
	0.59N	AH7124456*F	AH7424456*F
	1.18N	AH7124555*F	AH7424555*F
	1.77N	AH7124655*F	AH7424655*F
	2.35N	AH7124755*F	AH7424755*F
Short roller lever	0.59N	AH7125356*F	AH7425356*F
	1.08N	AH7125456*F	AH7425456*F
	2.16N	AH7125555*F	AH7425555*F
	3.14N	AH7125655*F	AH7425655*F
	4.12N	AH7125755*F	AH7425755*F
Roller lever	0.29N	AH7126356*F	AH7426356*F
	0.59N	AH7126456*F	AH7426456*F
	1.18N	AH7126555*F	AH7426555*F
	1.77N	AH7126655*F	AH7426655*F
	2.35N	AH7126755*F	AH7426755*F

Remark:  
When ordering international standard approved types, please insert following number to the \* marked position  
9: UL/CSA 6×10<sup>3</sup> rated  
8: VDE/SEMKO (VDE is not available for Side COM terminal SPDT and Side COM terminal SPST-NO type.)

## [SPST-NC type]

Actuators	Operating force, max.	Bottom COM terminal	Side COM terminal
Pin plunger	0.49N	AH7220356*F	AH7520356*F
	0.98N	AH7220456*F	AH7520456*F
	1.96N	AH7220555*F	AH7520555*F
	2.94N	AH7220655*F	AH7520655*F
	3.92N	AH7220755*F	AH7520755*F
Short hinge lever	0.59N	AH7221356*F	AH7521356*F
	1.08N	AH7221456*F	AH7521456*F
	2.16N	AH7221555*F	AH7521555*F
	3.14N	AH7221655*F	AH7521655*F
	4.12N	AH7221755*F	AH7521755*F
Hinge lever	0.29N	AH7222356*F	AH7522356*F
	0.59N	AH7222456*F	AH7522456*F
	1.18N	AH7222555*F	AH7522555*F
	1.77N	AH7222655*F	AH7522655*F
	2.35N	AH7222755*F	AH7522755*F
Long hinge lever	0.15N	AH7223356*F	AH7523356*F
	0.29N	AH7223456*F	AH7523456*F
	0.59N	AH7223555*F	AH7523555*F
	0.88N	AH7223655*F	AH7523655*F
	1.18N	AH7223755*F	AH7523755*F
Simulated roller lever	0.29N	AH7224356*F	AH7524356*F
	0.59N	AH7224456*F	AH7524456*F
	1.18N	AH7224555*F	AH7524555*F
	1.77N	AH7224655*F	AH7524655*F
	2.35N	AH7224755*F	AH7524755*F
Short roller lever	0.59N	AH7225356*F	AH7525356*F
	1.08N	AH7225456*F	AH7525456*F
	2.16N	AH7225555*F	AH7525555*F
	3.14N	AH7225655*F	AH7525655*F
	4.12N	AH7225755*F	AH7525755*F
Roller lever	0.29N	AH7226356*F	AH7526356*F
	0.59N	AH7226456*F	AH7526456*F
	1.18N	AH7226555*F	AH7526555*F
	1.77N	AH7226655*F	AH7526655*F
	2.35N	AH7226755*F	AH7526755*F

Remark:  
When ordering international standard approved types, please insert following number to the \* marked position  
9: UL/CSA 6×10<sup>3</sup> rated  
8: VDE/SEMKO (VDE is not available for Side COM terminal SPDT and Side COM terminal SPST-NO type.)

[SPST-NO type]

Actuators	Operating force, max.	Bottom COM terminal	Side COM terminal
Pin plunger	0.49N	AH7320356*F	AH7620356*F
	0.98N	AH7320456*F	AH7620456*F
	1.96N	AH7320555*F	AH7620555*F
	2.94N	AH7320655*F	AH7620655*F
	3.92N	AH7320755*F	AH7620755*F
Short hinge lever	0.59N	AH7321356*F	AH7621356*F
	1.08N	AH7321456*F	AH7621456*F
	2.16N	AH7321555*F	AH7621555*F
	3.14N	AH7321655*F	AH7621655*F
	4.12N	AH7321755*F	AH7621755*F
Hinge lever	0.29N	AH7322356*F	AH7622356*F
	0.59N	AH7322456*F	AH7622456*F
	1.18N	AH7322555*F	AH7622555*F
	1.77N	AH7322655*F	AH7622655*F
	2.35N	AH7322755*F	AH7622755*F
Long hinge lever	0.15N	AH7323356*F	AH7623356*F
	0.29N	AH7323456*F	AH7623456*F
	0.59N	AH7323555*F	AH7623555*F
	0.88N	AH7323655*F	AH7623655*F
	1.18N	AH7323755*F	AH7623755*F
Simulated roller lever	0.29N	AH7324356*F	AH7624356*F
	0.59N	AH7324456*F	AH7624456*F
	1.18N	AH7324555*F	AH7624555*F
	1.77N	AH7324655*F	AH7624655*F
	2.35N	AH7324755*F	AH7624755*F
Short roller lever	0.59N	AH7325356*F	AH7625356*F
	1.08N	AH7325456*F	AH7625456*F
	2.16N	AH7325555*F	AH7625555*F
	3.14N	AH7325655*F	AH7625655*F
	4.12N	AH7325755*F	AH7625755*F
Roller lever	0.29N	AH7326356*F	AH7626356*F
	0.59N	AH7326456*F	AH7626456*F
	1.18N	AH7326555*F	AH7626555*F
	1.77N	AH7326655*F	AH7626655*F
	2.35N	AH7326755*F	AH7626755*F

Remark:

When ordering international standard approved types, please insert following number to the \* marked position

9: UL/CSA 6x10<sup>3</sup> rated

8: VDE/SEMKO (VDE is not available for Side COM terminal SPDT and Side COM terminal SPST-NO type.)

# AH7

## .250 Quick-connect terminal [SPDT type]

Actuators	Operating force, max.	Bottom COM terminal	Side COM terminal
Pin plunger	1.96N	AH7180555*F	AH7480555*F
	2.94N	AH7180655*F	AH7480655*F
	3.92N	AH7180755*F	AH7480755*F
Short hinge lever	2.16N	AH7181555*F	AH7481555*F
	3.14N	AH7181655*F	AH7481655*F
	4.12N	AH7181755*F	AH7481755*F
Hinge lever	1.18N	AH7182555*F	AH7482555*F
	1.77N	AH7182655*F	AH7482655*F
	2.35N	AH7182755*F	AH7482755*F
Long hinge lever	0.59N	AH7183555*F	AH7483555*F
	0.88N	AH7183655*F	AH7483655*F
	1.18N	AH7183755*F	AH7483755*F
Simulated roller lever	1.18N	AH7184555*F	AH7484555*F
	1.77N	AH7184655*F	AH7484655*F
	2.35N	AH7184755*F	AH7484755*F
Short roller lever	2.16N	AH7185555*F	AH7485555*F
	3.14N	AH7185655*F	AH7485655*F
	4.12N	AH7185755*F	AH7485755*F
Roller lever	1.18N	AH7186555*F	AH7486555*F
	1.77N	AH7186655*F	AH7486655*F
	2.35N	AH7186755*F	AH7486755*F

Remark:  
When ordering international standard approved types, please insert following number to the \* marked position  
9: UL/CSA 6×10<sup>3</sup> rated  
8: VDE/SEMKO (VDE is not available for Side COM terminal SPDT and Side COM terminal SPST-NO type.)

## [SPST-NC type]

Actuators	Operating force, max.	Bottom COM terminal	Side COM terminal
Pin plunger	1.96N	AH7280555*F	AH7580555*F
	2.94N	AH7280655*F	AH7580655*F
	3.92N	AH7280755*F	AH7580755*F
Short hinge lever	2.16N	AH7281555*F	AH7581555*F
	3.14N	AH7281655*F	AH7581655*F
	4.12N	AH7281755*F	AH7581755*F
Hinge lever	1.18N	AH7282555*F	AH7582555*F
	1.77N	AH7282655*F	AH7582655*F
	2.35N	AH7282755*F	AH7582755*F
Long hinge lever	0.59N	AH7283555*F	AH7583555*F
	0.88N	AH7283655*F	AH7583655*F
	1.18N	AH7283755*F	AH7583755*F
Simulated roller lever	1.18N	AH7284555*F	AH7584555*F
	1.77N	AH7284655*F	AH7584655*F
	2.35N	AH7284755*F	AH7584755*F
Short roller lever	2.16N	AH7285555*F	AH7585555*F
	3.14N	AH7285655*F	AH7585655*F
	4.12N	AH7285755*F	AH7585755*F
Roller lever	1.18N	AH7286555*F	AH7586555*F
	1.77N	AH7286655*F	AH7586655*F
	2.35N	AH7286755*F	AH7586755*F

Remark:  
When ordering international standard approved types, please insert following number to the \* marked position  
9: UL/CSA 6×10<sup>3</sup> rated  
8: VDE/SEMKO (VDE is not available for Side COM terminal SPDT and Side COM terminal SPST-NO type.)

## [SPST-NO type]

Actuators	Operating force, max.	Bottom COM terminal	Side COM terminal
Pin plunger	1.96N	AH7380555*F	AH7680555*F
	2.94N	AH7380655*F	AH7680655*F
	3.92N	AH7380755*F	AH7680755*F
Short hinge lever	2.16N	AH7381555*F	AH7681555*F
	3.14N	AH7381655*F	AH7681655*F
	4.12N	AH7381755*F	AH7681755*F
Hinge lever	1.18N	AH7382555*F	AH7682555*F
	1.77N	AH7382655*F	AH7682655*F
	2.35N	AH7382755*F	AH7682755*F
Long hinge lever	0.59N	AH7383555*F	AH7683555*F
	0.88N	AH7383655*F	AH7683655*F
	1.18N	AH7383755*F	AH7683755*F
Simulated roller lever	1.18N	AH7384555*F	AH7684555*F
	1.77N	AH7384655*F	AH7684655*F
	2.35N	AH7384755*F	AH7684755*F
Short roller lever	2.16N	AH7385555*F	AH7685555*F
	3.14N	AH7385655*F	AH7685655*F
	4.12N	AH7385755*F	AH7685755*F
Roller lever	1.18N	AH7386555*F	AH7686555*F
	1.77N	AH7386655*F	AH7686655*F
	2.35N	AH7386755*F	AH7686755*F

Remark:  
When ordering international standard approved types, please insert following number to the \* marked position  
9: UL/CSA 6×10<sup>3</sup> rated  
8: VDE/SEMKO (VDE is not available for Side COM terminal SPDT and Side COM terminal SPST-NO type.)

**2. Heat resistant type (Au clad contact type)**

.187 Quick-connect/solder terminal  
[SPDT type]

Actuators	Operating force, max.	Bottom COM terminal	Side COM terminal
Pin plunger	0.49N	AH7150362*	AH7450362*
	0.98N	AH7150462*	AH7450462*
	1.96N	AH7150562*	AH7450562*
Short hinge lever	0.59N	AH7151362*	AH7451362*
	1.08N	AH7151462*	AH7451462*
	2.16N	AH7151562*	AH7451562*
Hinge lever	0.29N	AH7152362*	AH7452362*
	0.59N	AH7152462*	AH7452462*
	1.18N	AH7152562*	AH7452562*
Long hinge lever	0.15N	AH7153362*	AH7453362*
	0.29N	AH7153462*	AH7453462*
	0.59N	AH7153562*	AH7453562*
Simulated roller lever	0.29N	AH7154362*	AH7454362*
	0.59N	AH7154462*	AH7454462*
	1.18N	AH7154562*	AH7454562*
Short roller lever	0.59N	AH7155362*	AH7455362*
	1.08N	AH7155462*	AH7455462*
	2.16N	AH7155562*	AH7455562*
Roller lever	0.29N	AH7156362*	AH7456362*
	0.59N	AH7156462*	AH7456462*
	1.18N	AH7156562*	AH7456562*

Remark:  
\*: When ordering international standard approved types, please insert following number to the \* marked position  
9: UL/CSA 6×10<sup>3</sup> rated  
8: VDE/SEMKO (VDE is not available for Side COM terminal SPDT and Side COM terminal SPST-NO type.)

[SPST-NC type]

Actuators	Operating force, max.	Bottom COM terminal	Side COM terminal
Pin plunger	0.49N	AH7250362*	AH7550362*
	0.98N	AH7250462*	AH7550462*
	1.96N	AH7250562*	AH7550562*
Short hinge lever	0.59N	AH7251362*	AH7551362*
	1.08N	AH7251462*	AH7551462*
	2.16N	AH7251562*	AH7551562*
Hinge lever	0.29N	AH7252362*	AH7552362*
	0.59N	AH7252462*	AH7552462*
	1.18N	AH7252562*	AH7552562*
Long hinge lever	0.15N	AH7253362*	AH7553362*
	0.29N	AH7253462*	AH7553462*
	0.59N	AH7253562*	AH7553562*
Simulated roller lever	0.29N	AH7254362*	AH7554362*
	0.59N	AH7254462*	AH7554462*
	1.18N	AH7254562*	AH7554562*
Short roller lever	0.59N	AH7255362*	AH7555362*
	1.08N	AH7255462*	AH7555462*
	2.16N	AH7255562*	AH7555562*
Roller lever	0.29N	AH7256362*	AH7556362*
	0.59N	AH7256462*	AH7556462*
	1.18N	AH7256562*	AH7556562*

Remark:  
\*: When ordering international standard approved types, please insert following number to the \* marked position  
9: UL/CSA 6×10<sup>3</sup> rated  
8: VDE/SEMKO (VDE is not available for Side COM terminal SPDT and Side COM terminal SPST-NO type.)

[SPST-NO type]

Actuators	Operating force, max.	Bottom COM terminal	Side COM terminal
Pin plunger	0.49N	AH7350362*	AH7650362*
	0.98N	AH7350462*	AH7650462*
	1.96N	AH7350562*	AH7650562*
Short hinge lever	0.59N	AH7351362*	AH7651362*
	1.08N	AH7351462*	AH7651462*
	2.16N	AH7351562*	AH7651562*
Hinge lever	0.29N	AH7352362*	AH7652362*
	0.59N	AH7352462*	AH7652462*
	1.18N	AH7352562*	AH7652562*
Long hinge lever	0.15N	AH7353362*	AH7653362*
	0.29N	AH7353462*	AH7653462*
	0.59N	AH7353562*	AH7653562*
Simulated roller lever	0.29N	AH7354362*	AH7654362*
	0.59N	AH7354462*	AH7654462*
	1.18N	AH7354562*	AH7654562*
Short roller lever	0.59N	AH7355362*	AH7655362*
	1.08N	AH7355462*	AH7655462*
	2.16N	AH7355562*	AH7655562*
Roller lever	0.29N	AH7356362*	AH7656362*
	0.59N	AH7356462*	AH7656462*
	1.18N	AH7356562*	AH7656562*

Remark:  
\*: When ordering international standard approved types, please insert following number to the \* marked position  
9: UL/CSA 6×10<sup>3</sup> rated  
8: VDE/SEMKO (VDE is not available for Side COM terminal SPDT and Side COM terminal SPST-NO type.)

## SPECIFICATIONS

### 1. Contact rating

Contact	Operating force by pin plunger (max.)	Rating (resistive load)
Movable contact: AgSnO <sub>2</sub> alloy Stational contact: AgZnO alloy	0.49N	5A 250V AC, 0.5A 125V DC
	0.98N	10A 250V AC, 0.6A 125V DC
	1.96N, 3.92N	15A 250V AC, 0.6A 125V DC
AgNi alloy + Au clad	0.49 to 1.96N	3A 250V AC

- Gold clad low level circuit type (resistive load)

Minimum load:

6V DC 5mA

12V DC 2mA

24V DC 1mA

### 2. Characteristics

Contact		Movable contact: AgSnO <sub>2</sub> alloy Stational contact: AgZnO alloy			AgNi alloy + Au clad		
Operating force by pin plunger (max.)		0.49N	0.98N	1.96N, 2.94N, 3.92N	—	—	0.49N, 0.98N, 1.96N
Expected life (min.)	Mechanical (at O.T. rated)	Min. 10 <sup>7</sup> (at 60 cpm)					
	Electrical (at O.T. min.)	Min. 10 <sup>5</sup> (at rated load, 20 cpm)					
Insulation resistance (min.)		Min. 100MΩ (at 500V DC)					
Dielectric strength	Between terminals	1,000V AC for 1min.					
	Between terminals and other exposed metal parts	1,500V AC for 1min.					
	Between terminals and ground	1,500V AC for 1min.					
Contact resistance (Initial)		Max. 50mΩ (by voltage drop at 1A 6 to 8V DC)			Max. 50 mΩ (by voltage drop at 0.1A 6 to 8V DC)		
Vibration resistance (by pin plunger types)		10 to 55 Hz at amplitude of 0.75mm (Contact opening: max. 1msec.)					
Shock resistance (by pin plunger types) Min.		98m/s <sup>2</sup>	196m/s <sup>2</sup>	294m/s <sup>2</sup>	98m/s <sup>2</sup>	196m/s <sup>2</sup>	294m/s <sup>2</sup>
Allowable operating speed		0.1 to 1,000mm/sec.					
Max. operating cycle rate		600/min.					
Ambient temperature		-25°C to +120°C (No freezing below 0°C)					
Unit weight		8g					

### 3. Operating characteristics

#### 1) Pin plunger

mm

Fifth digit of part number	O.F. max.	R.F. min.	P.T. max.	M.D. max.	O.T. min.	O.P. max.
1	—	—	—	—	—	—
2	—	—	—	—	—	—
3	0.49N	0.12N	1.6	0.4	0.8	14.7±0.6
4	0.98N	0.25N	1.6	0.4	0.8	14.7±0.6
5	1.96N	0.49N	1.6	0.4	0.8	14.7±0.6
6	2.94N	0.74N	1.6	0.4	0.8	14.7±0.6
7	3.92N	0.98N	1.6	0.4	0.8	14.7±0.6

#### 2) Short hinge lever

Fifth digit of part number	O.F. max.	R.F. min.	P.T. max.	M.D. max.	O.T. min.	O.P. max.
3	0.59N	0.098N	1.6	0.5	0.8	15.3±0.8
4	1.08N	0.20N	1.6	0.5	0.8	15.3±0.8
5	2.16N	0.39N	1.6	0.5	0.8	15.3±0.8
6	3.14N	0.59N	1.6	0.5	0.8	15.3±0.8
7	4.12N	0.78N	1.6	0.5	0.8	15.3±0.8

#### 3) Hinge lever

Fifth digit of part number	O.F. max.	R.F. min.	P.T. max.	M.D. max.	O.T. min.	O.P. max.
3	0.29N	0.049N	3.2	1.2	1.2	15.3±1.2
4	0.59N	0.098N	3.2	1.2	1.2	15.3±1.2
5	1.18N	0.20N	3.2	1.2	1.2	15.3±1.2
6	1.77N	0.29N	3.2	1.2	1.2	15.3±1.2
7	2.35N	0.39N	3.2	1.2	1.2	15.3±1.2

4) Long hinge lever

Fifth digit of part number	O.F. max.	R.F. min.	P.T. max.	M.D. max.	O.T. min.	O.P. max.
3	0.15N	0.025N	7.5	2.2	2.2	15.3±2.6
4	0.29N	0.049N	7.5	2.2	2.2	15.3±2.6
5	0.59N	0.098N	7.5	2.2	2.2	15.3±2.6
6	0.88N	0.15N	7.5	2.2	2.2	15.3±2.6
7	1.18N	0.39N	7.5	2.2	2.2	15.3±2.6

5) Simulated roller lever

Fifth digit of part number	O.F. max.	R.F. min.	P.T. max.	M.D. max.	O.T. min.	O.P. max.
3	0.29N	0.049N	3.2	1.2	1.2	18.5±1.2
4	0.59N	0.098N	3.2	1.2	1.2	18.5±1.2
5	1.18N	0.20N	3.2	1.2	1.2	18.5±1.2
6	1.77N	0.29N	3.2	1.2	1.2	18.5±1.2
7	2.35N	0.39N	3.2	1.2	1.2	18.5±1.2

6) Short roller lever

Fifth digit of part number	O.F. max.	R.F. min.	P.T. max.	M.D. max.	O.T. min.	O.P. max.
3	0.59N	0.098N	1.6	0.5	0.8	20.7±0.8
4	1.08N	0.20N	1.6	0.5	0.8	20.7±0.8
5	2.16N	0.39N	1.6	0.5	0.8	20.7±0.8
6	3.14N	0.59N	1.6	0.5	0.8	20.7±0.8
7	4.12N	0.78N	1.6	0.5	0.8	20.7±0.8

7) Roller lever

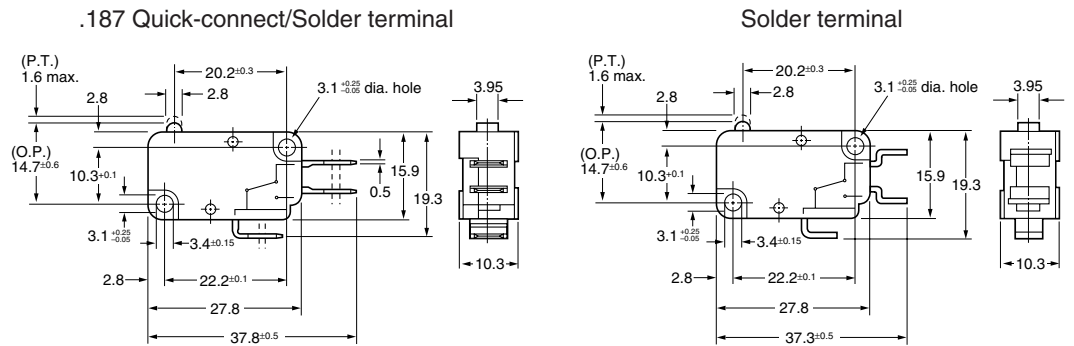
Fifth digit of part number	O.F. max.	R.F. min.	P.T. max.	M.D. max.	O.T. min.	O.P. max.
3	0.29N	0.049N	3.2	1.2	1.2	20.7±1.2
4	0.59N	0.098N	3.2	1.2	1.2	20.7±1.2
5	1.18N	0.20N	3.2	1.2	1.2	20.7±1.2
6	1.77N	0.29N	3.2	1.2	1.2	20.7±1.2
7	2.35N	0.39N	3.2	1.2	1.2	20.7±1.2

**DIMENSIONS**

mm

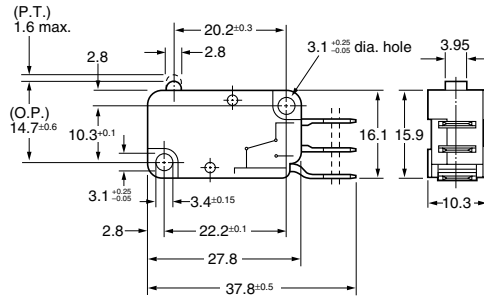
**1. Pin plunger**

Bottom COM terminal

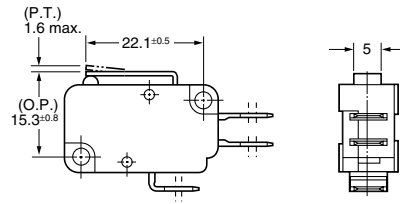




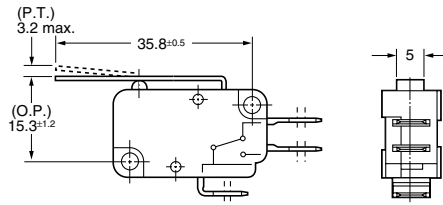
.187 Quick-connect/Solder terminal



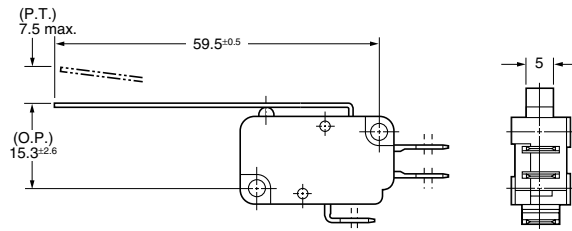
## 2. Short hinge lever



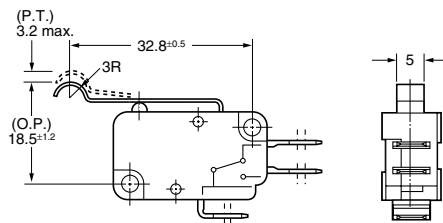
## 3. Hinge lever



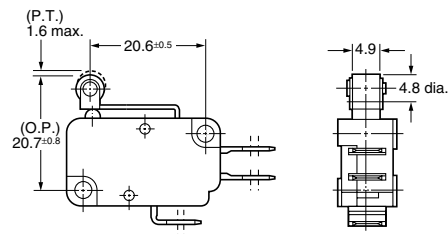
## 4. Long hinge lever



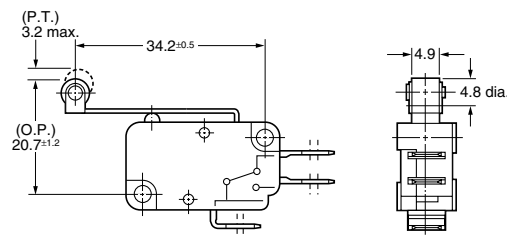
## 5. Simulated roller lever



## 6. Short roller lever



## 7. Roller lever



## NOTES

1. Use M3 screws to mount switches with less than 0.49N-m torque. Use of screw washers or adhesive lock is recommended. Before mounting, check insulation distance between terminals as well as between terminals and ground. If enough distance is not secured, it is recommended to use insulation material in mounting.

2. Set 70 to 100% overtravel in actual use. When the operation object is in the free position, force should not be applied directly to the actuator or to the pin plunger. Also force should be applied to the pin plunger from vertical direction to the switch.

3. When specifying AH7 switches, allow  $\pm$ 20% to the listed operating and release forces.

4. Hand soldering should be accomplished in less than 5 seconds, preferably with a 60 watt iron. Avoid contacting the switch case with the soldering iron.

5. Low-level circuit type is recommended for using under low-level current and voltage.

6. Avoid using AH7 switches in the following conditions:

- In corrosive gases, such as hydrogen sulfide.
- In flammable or explosive gases such as gasoline or thinner etc.
- In a dusty environment.
- In an ambient temperature under  $-25^{\circ}\text{C}$  or over  $80^{\circ}\text{C}$ .
- In an ambient humidity over 85% R.H..